

Getting Started

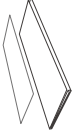
What's in the box ?



EZ Pen



Pen Nib x2



Quick Manual & Warranty

Scroll Wheel & Button

- Click the scroll wheel to switch between pen and eraser functions.
- Scroll the scroll wheel to adjust pen nib and eraser thickness when annotating, or to navigate up and down when reviewing a document.

Pen Nib

- Specially designed ergonomic pen nib.

Mode Button

Click the Mode Button to tab back and forth between the OS UI and D3 annotation UI. Additionally, press for more than 3 seconds to access the home screen.

LED Indications

The LED indications on the EZ Pen are as follows.

- Blue : More than 50%
- Magenta : More than 20%
- Red : Below 20%

4 Colour Clicker

EZ Pen colour selection (Red, Blue, White, Black)

Charging & Syncing Port

- Insert the EZ Pen into the charging port on the EZ Holder or EZ Buttons to begin charging or to sync your EZ Pen.
- Full Charge Time : MAX 2.5 hours
- Continuous Uptime : Approximately 10 hours
- Standby Time : Approximately 6 days

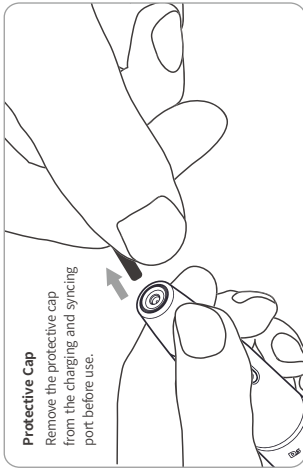


2.5Hr Charge

10Hr Use

Protective Cap

Remove the protective cap from the charging and syncing port before use.



Charging & Syncing

To recharge or sync your EZ pen, insert it (pen nib-up) into the charging port on the EZ Holder or EZ Buttons. Please use the LED indications on the EZ Buttons & EZ Holder to check the sync and charge status.

Charging

- Green : Charging complete
- Red : Charge in Progress
- Blue : Power On

Syncing

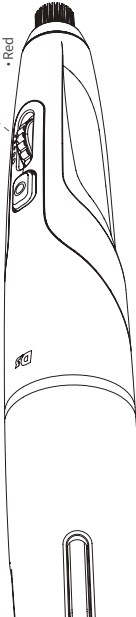
- Blue : Synced / Power On
- Yellow : Sync Issue
- Magenta : Sync Issue

Tip: To sync the EZ Pen, place it into the charging port for 3 seconds and then remove.

Checking Battery Status

Press and hold the scroll wheel for 3 seconds to check the status of the battery.

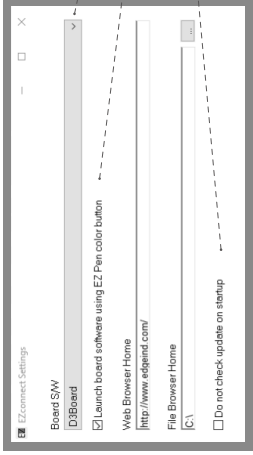
- Blue : More than 50%
- Magenta : More than 20%
- Red : Below 20%



Pen Nib Replacement

Replace the pen Nib only when it is worn out.





EZ Connect Application Settings

Pair the EZ Pen with applicable annotation software.

Launch annotation software with a click of the EZ Pen 4 colour clicker.

Customize update options.

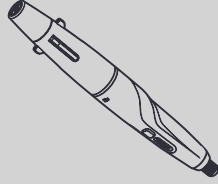
Driver Installation

The EZ Pen requires EZ Connect application software to work. If you do not have this, please follow the link below for more information

www.D3World.net/downloads

This device complies with part 15 of the FCC Rules. Operation is subject to the following two conditions:

- (1) This device may not cause harmful interference, and
- (2) This device must accept any interference received, including interference that may cause undesired operation.



Product Features

- RF - 2.4GHz ISM Band (2.405 ~ 2.470)
- 4 Colour Clicker
- Scroll Wheel & Home Key Features
- LED Battery indication - 3 Types (Blue, Magenta, Red)
- Battery - Li-ion 3.7V/100mAh
- Dimensions - 178mm x 22Ø

EZ CONNECT™
T E C H N O L O G Y

EZ Pen